

청소년 담배제품 현재 사용률 추이, 2019-2024년

청소년의 담배제품 현재 사용률은 2024년 남학생 5.8%, 여학생 3.2%로 남학생이 여학생보다 높았고, 고등학생(6.8%)이 중학생(2.3%)보다 약 3배 높았다. 2023년에 비해 남녀 및 중·고등학생 모두 감소하였다(그림 1, 2).

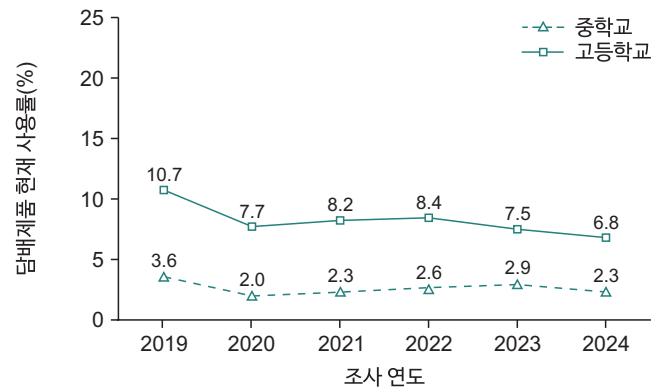
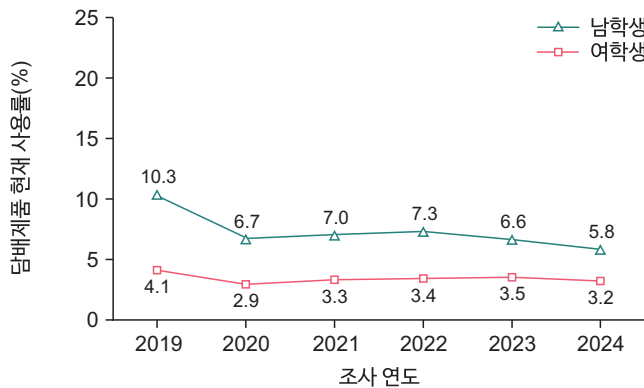


그림 1. 성별 담배제품 현재 사용률, 2019-2024년

그림 2. 학교급별 담배제품 현재 사용률, 2019-2024년

*담배제품 현재 사용률: 일반담배(궐련) 또는 궐련형 전자담배 또는 액상형 전자담배를 현재 사용하는 사람의 비율(궐련형 전자담배에 관한 문항이 추가된 2019년부터 결과 산출)

출처: 제20차(2024년) 청소년건강행태조사 통계, <https://www.kdca.go.kr/yhs/>

작성자: 질병관리청 만성질환관리국 건강영양조사분석과 김도연

QuickStats

Trends in the Prevalence of Current Smoking Tobacco Products among Adolescents, 2019–2024

The prevalence of current smoking tobacco products among adolescents was 5.8% for boys, and 3.2% for girls in 2024, and the prevalence was higher for boys than for girls, and that for high school students (6.8%) was three times higher than for middle school students (2.3%). In 2024, the prevalence decreased in both boys and girls, and in middle and high school students compared to 2023 (Figures 1, 2).

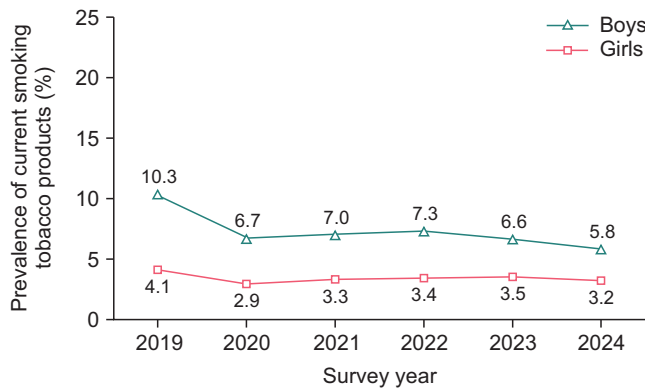


Figure 1. Trends in the prevalence of current smoking tobacco products among adolescents by sex, 2019–2024

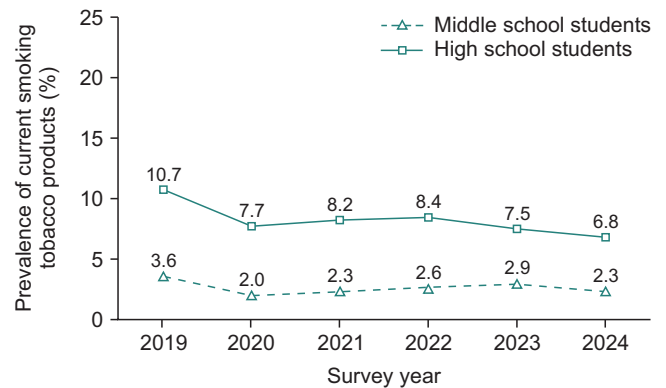


Figure 2. Trends in the prevalence of current smoking tobacco products among adolescents by school levels, 2019–2024

*Prevalence of current smoking tobacco products: percentage who are currently used either cigarettes, heated tobacco products, or electronic cigarettes (starting in 2019, question on the use of heated tobacco products were added to the questionnaire).

Source: The 20th Korea Youth Risk Behavior Survey 2024 (KYRBS), <https://www.kdca.go.kr/yhs/>

Reported by: Doyeon Kim , Division of Health and Nutrition Survey and Analysis, Department of Chronic Disease Prevention and Control, Korea Disease Control and Prevention Agency